INDISE PRESU KONSUMEDOR
TIMOR-LESTE SETEMBRO 2026

EDISAUN IPK SERI 3

Data Publikasaun:
21 Outubro 2026

Publikasaun tuir mai:
17 Novembro 2026

INSTITUTO NACIONAL DE ESTATÍSTICA
TIMOR-LESTE, I.P.

Ministeriu Finansas

Ministerio das Finanças

Titlu

Indise Presu Konsumedor Timor-Leste, Setembro 2026

Editor

Jemi Natalino Rosario
Rosantina da Costa Cruz Sarmento
Nani Rolanda P. C. Costa
Silvino Lopes

Instituto Nacional de Estatistica, I.P.
Rua de Caicoli, PO Box 10
Dili, Timor-Leste

Prezedente Instituto Nacional de Estatistica, I.P.

Elias dos Santos Ferreira, L.Ec., MM.

Dezeñu no Kompozisaun
Instituto Nacional de Estatistica Timor Leste, I.P.

www.inetl-ip.gov.tl

Cristino Gusmão
Director Estatistica Economia
No. Telf: + 670 77230127
Instituto Nacional de Estatistica Timor Leste, I.P.
Rua de Caicoli, Dili, PO Box 10
Telefone: +670 3311348
email: cgusmao@mof.gov.tl

NOTA

MUDANSA IHA EDISAUN INTRUDUSAUN IPK SERI 3 — Laiha

EDISAUN TUIR MAI	PUBLIKASAUN	DATA PUBLIKA
	Outubro 2026	17 Novembro 2026
	Novembro 2026	22 Dezembro 2026

INFORMASAUN — **Atu Hatene informasaun kona ba informasaun ne'ebe iha Relasaun ho IPK, kontaktu:**

1. Cristino Gusmão, Director da DNEES
   Email: cgusmao@mof.gov.tl, No Telf: 77230127
2. Nani Rolanda P.C. Costa, Head of Depart. Social and Economic
   Email: nrolanda@mof.gov.tl, No Telf. 77833222
3. Jemi Natalino Rosario
   Email: jnrosario@mof.gov.tl, No. Telf. 77873702
4. Rosantina da Costa Cruz Sarmentu
   Email: rcsarmento@mof.gov.tl, No Telf. 77085481

Elias dos Santos Ferreira, L.Ec., MM
President, Timor-Leste National Institute of Statistics

Elias dos Santos Ferreira, L.Ec., MM.
Prezedente Instituto Nacional de Estatistica

Konteudu

1. Kontiudu.....1
2. Nemeru Importante Setembro 2026.....2
3. Pontus Importante Setembro 2026.....3
4. Saida Maka Mudansa Importante?.....5
5. Tradable & Non-Tradable CPI.....6
6. Tabela 1 : Indise Analitiku Timor-Leste Fulan Setembro 2026.....7
7. Tabela 2 : Indise Analitiku Rejiaun Dili Fulan Setembro 2026.....8
8. Tabela 3 : Indise Analitiku Rejiaun Baucau Fulan Setembro 2026.....9
9. Tabela 4 : Indise Analitiku Rejiaun OTHER fulan Setembro 2026.....10
10. Nota Esplikasaun 11

INDISE PRESU KONSUMEDOR
TIMOR LESTE, SETEMBRO 2026

INTRODUSAUN IPK SERI 3

IPK Timor-Leste edisaun seri 3 ne'e sei publika kada fulan hahu husi edisaun fulan Setembro 2018. Sei publika mos analiza mensal husi indise Timor Leste, Dili, Baucau no Other. Publikasaun hotu-hotu husi Indise Setembro 2018 refere fali ba Agosto 2018=100.0 (*hanesan fulan/tinan base ba IPK seri 3)*. Tempu seri data nian detailu konaba todan IPK foun, no informasaun seluk relasiona ba movimentu IPK Timor-Leste, bele hare iha INE-TL website www.inetl-ip.gov.tl

Numerus Save Setembro 2026

(a) Ba Marco, Junho, no Setembro 2013, mudansa persentajen anual kalkula baseia ba kada trimestral. Ba Dezembro 2013 ba oin mudansa anual sei kalkula baseia ba fulan ne'ebe hanesan kada tinan.

Indise Presu Konsumedor Timor-Leste	Mensal	Anual (a)
	Set - 2026 to Ago - 2026	Set - 2026 to Set - 2025
	Mudansa %	Mudansa %
Grupu hotu IPK	**0.1%**	**-0.1%**
Tradable	**-0.1%**	**0.0%**
Non-Tradable CPI	**0.4%**	**-0.4%**
1. Hahan no bebidas la'os Alkoholika	-0.1%	-0.8%
2. Alkohol ho tabaku	0.1%	-0.4%
3. Hatais ho sapatu	0.0%	1.3%
4. Uma	0.0%	0.3%
5. Manutensaun rutina ba equipamentu no mobiliariu uma kain	1.0%	-0.5%
6. Saude	0.0%	0.0%
7. Transportasaun	0.3%	6.5%
8. Komunikasaun	0.0%	0.3%
9. Rekreasaun no kultura	0.0%	-0.6%
10. Edukasaun	0.0%	0.3%

Save Importante Setembro 2026

- IPK grupu hotu mensal sa'e (+0.1%) iha Setembro 2026, kompara ba tun (-0.3%) iha fulan Agosto 2026.
- Presu sa'e signifikante iha Ekipamentu no Manutensaun Mobilariu Uma Laran (+1.0%), Transporte (+0.3%) no Alkohol no Tabako (+0.1%). Grupu Hahan no Bebidas La'os Alkoholika (-0.1%) sai hanesan mudansa kontrariu ba inflasaun grupu hotu.
- IPK Tradeable anual laiha mudansa 0.0%, no IPK Non-Tradable tun -0.4%.

Deskripsaun Badak ba Inflasaun Presu Konsumedor

Inflasaun Presu Konsumedor hanesan sasukat ida ba nivel presu ba produto no servisus sira nebe kompra no konsume husi uma kain, ne'ebe bele mos sa'e ou tun. inflasaun Presu Konsumedor sukat uza indise presu konsumedor. Komprensaun ba indise presu konsumedor maka presu ba produto no servisus nebe ita determina sai hanesan ita nia raga kompra nebe uma kain konsume maioria, indise presu sukat mudansa kustu ou presu ba raga kompra ida ne'e.

Indise presu bele utiliza ba sukat inflasaun. En-jeral liu maka hare ba mudansa indise presu kada tinan nebe halo komparasaun entre fulan ida agora (fulan A tinan agora) ba fulan nebe hanesan iha tinan kotuk (fulan A tinan kotuk). Ida ne'e bolu hanesan nivel inflasaun 12-fulan (tinan). Buletin ida ne'e sukat inflasaun ba fulan Setembro 2026, ho ida ne'e nivel inflasaun 12-fulan nia maka kompara indise presu fulan Setembro 2026 ba Setembro 2025.

Numeru Ikus no Tendesia Longu-Prazu

Nivel IPK anual entre Setembro 2026 ba Setembro 2025 tun –0.1%. Signifika katak kustu ba raga produto no servisus sira ne'ebe ho $100.00 iha Setembro 2025 tun ba $99.99 iha Setembro 2026.

IPK anual tun (-0.1%) iha tinan ida ne'e ho kalendariu fulan Setembro 2026. Kontributor bo'ot liu ba presu tun ida ne'e hetan kontribuisaun husi grupu Hahan no Bebidas La'os Alkoholika (-0.8%), ne'ebe afeta husi sub-grupu Foos (-4.0%), Masin Midar, Marmelada, Banibeen, Cokolate no Hahan Midar (-3.0%), Modo Tahan (-1.0%), Produtu Ai-han (-0.6%) no Ai-fuan (-0.2%). Sub-grupu Mina no Bokur (+6.0%), Be, Bebidas, Jus Ai-fuan no Modo Tahan (+10.1%), Naan (+0.3%), Ikan no Hahan Tasi (+0.7%) no Kafe, Xa no Kokoa (+3.7%) no Paun no Sereal (+0.4%) sai hanesan mudansa kontrariu ba inflasaun grupu Hahan no Bebidas La'os Alkoholika.

Grupu Alkohol no Tabako (-0.4%), Ekipamentu no Manutensaun Moobilariu Uma Laran (-0.5%) no Rekreasaun no Kultura (-0.6%). Grupu Transporte (+6.5%), Uma (+0.3%), Hatais no Sapatu (+1.3%), Edukasaun (+0.3%) no Komunikasaun (+0.3%) sai hanesan mudansa kontrariu ba inflasaun grupu hotu anual.

Figura A: Kontribuisaun ba nivel IPK anual, Setembro 2026

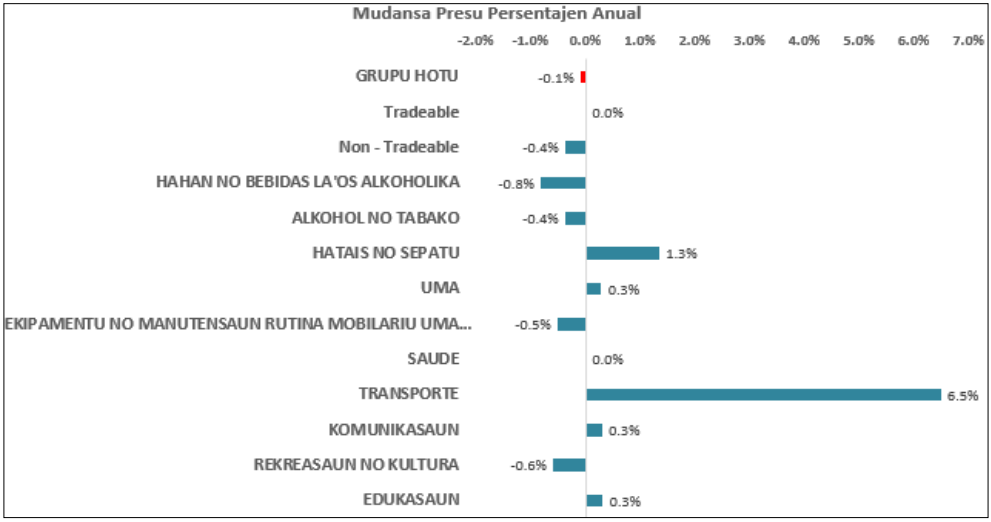

Fontes: Instituto Nacional de Estatistica, I.P., Ministerio das Finansas

Notas: Kontribuisaun individu (kada item) lahatudu ba iha total tanba *arredondar* (rounding).

Figura B: Tendensia inflasaun anual ba periode Setembro 2024 to'o Setembro 2026

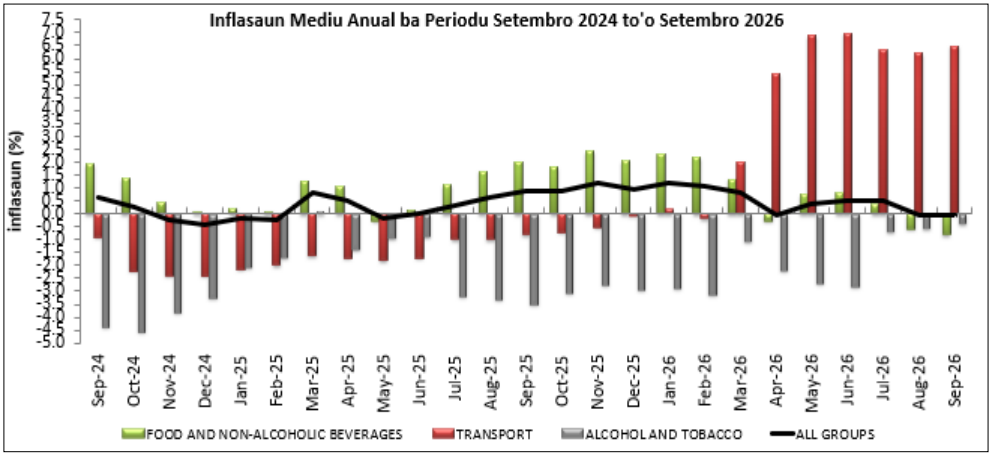

Periode inflasaun ne'ebe hatudu iha periode Setembro 2024 to'o Setembro 2026 hetan impaktu husi presu grupu Hahan no Bebidas Laos Alkoholika, grupu Transporte no grupu Alkohol no Tabako.

*Core CPI hetan husi IPK grupu hotu menus IPK grupu Hahan no Bebidas laos Alkoholika no Transportasaun

Indise Presu Konsumedor (IPK): saida maka mudansa importante?

Kontribuisaun importante ba nivel IPK mensal sa'e (+0.1%) entre Setembro 2026 no Agosto 2026, mai husi:

- **Ekipamentu no Manutensaun Mobilariu Uma Laran (+1.0%):** Afeita husi sub grupu Produtu no Servisus ba Rutina Hadia Uma Laran (+1.1%) no Sasan Uma Laran (+1.2%).
- **Transporte (+0.3%):** Afeita husi sub grupu Operasaun ba Ekipamentu Transporte Pesoal (+0.6%).
- **Alkohol no Tabako (+0.1%):** Afeita mai husi sub grupu Alkohol (+0.3%).

Iha parte seluk, inflasaun grupu hotu hetan mudansa kontrariu husi:

- **Hahan no Bebidas laos Alkoholika (-0.1%):** afeita husi sub grupu Foos (-0.9%). Sub grupu Modo Tahan (+0.4%), Masin Midar, Marmelada, Banibeen, Cokolate no Hahan Midar (+0.5%), Be, Bebidas, Jus Ai-fuan no Modo Tahan (+1.1%), Ai-fuan (+1.0%), Susubeen, Keiju no Manutolun (+0.4%), Ikan no Hahan Tasi (+0.2%) no Naan (+0.1%) sai hanesan mudansa kontrariu ba inflasaun grupu hahan no bebidas la'os alkoholika.

Figura C: Kontribuisaun ba mudansa nivel IPK mensal, Setembro 2026 – Agosto 2026

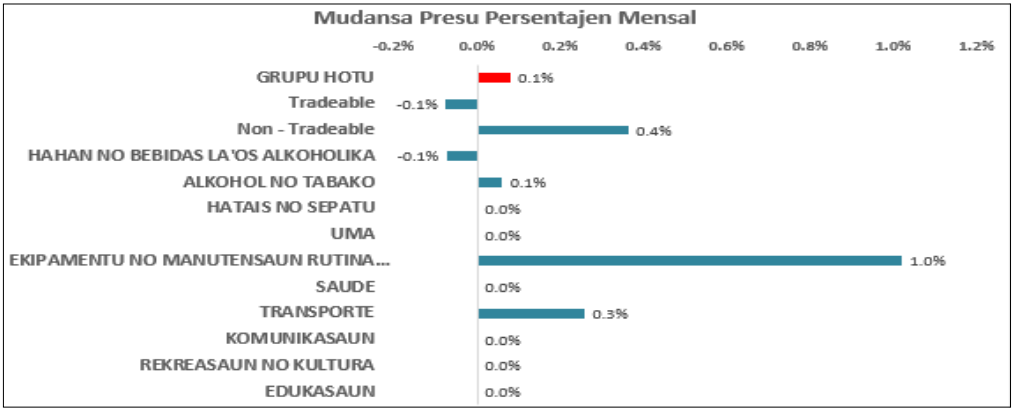



fontes: Instituto Nacional de Estatistica, Ministerio das Finansas
Notas: Kontribuisaun individu (kada item) lahatudu ba iha total tanba *arredondar* (rounding).

IPK Tradeable no Non-Tradeable

IPK Tradeable no Non-Tradeable, sukat kontribuisaun husi inflasaun domestika (non-tradeable) no importa (tradeable) ba inflasaun en-jeral. Identifikasaun fonte fator inflasaun umakain (konsumedor) ida ne'e suporta atu komprende fator diferente ne'ebe fo impaktu ba inflasaun, nune'e mos ajuda desizaun politika moneter no fiskal.

Definisaun produto no servisu tradeable maka hanesan ida ne'ebe dependensia ba nivel kompetisuan merkadu internasional, no presu produto no servisu sira ne'e hetan influensia husi kompetisaun refere. Hanesan mos, produto no servisu non-tradeable ne'ebe iha depedensia ki'ik liu ba kompetisaun merkadu internasional, no presu produto no servisu sira ne'e konsidera la hetan impaktu direta husi kompetisaun refere. Inflasaun ba produto no servisu non-tradeable reprezenta nivel situasaun ne'ebe nesesidade barak liu (ou ki'ik liu) duke fornesimentu iha ekonomia domestiku. Produto no servisu tradeable sai hanesan depedensia maka'as liu ba kompetisaun internsaional, ne'ebe inklui hanesan produto importa televisaun no komputador nomos produto hahan sira seluk. Presu produto sira ne'e hetan influensia presu bot liu husi presu internasional iha merkadu mundial no fluktuasaun valor osan, duke husi fator ekonomia domestiku.

Figura E: Kontribuisaun IPK Tradeable no Non-Tradeable ba Inflasaun Anual, Kompara Set 26 - Set 24

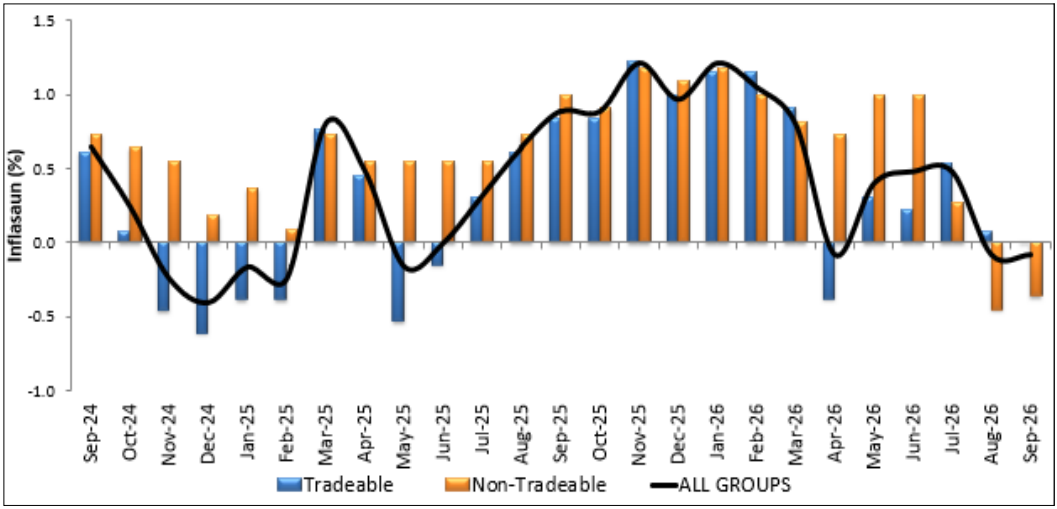

Fontes: Instituto Nacional de Estatistica, Ministerio das Finansas

Notas: Kontribuisaun individu (kada item) lahatudu ba iha total tanba *arredondar* (rounding).

Iha referensia grafiku E, inflasaun anual positivu hanesan hatudu iha periode 2024 to'o 2026, hetan impaktu husi fator internasional sira hanesan hatudu iha nivel IPK tradeable. Nivel inflasaun anual agora dadaun –0.1%, ne'ebe afeta husi konstribuisaun Tradeable laiha mudansa (0.0%) no Non-Tradeable tun (-0.4%). Series analitiku indika katak nivel inflasaun agora dadaun hetan presaun husi presu merkadoria internasional no valor osan ne'ebe fluktuativu.

TABELA 1. TIMOR-LESTE IPK		Numeru Indise			Mudansa Persentajen		Pontu Kontribuisaun		Mudansa Pontu
	Setembro 2026	Set 2025	Ago 2026	Set 2026	Set–26 to Ago-26	Set-26 to Set-25	Ago 2026	Set 2026	Set–26 to Ago-26
	Grupu Gastu								
a	**GRUPU HOTU**	**125.7**	**125.5**	**125.6**	**0.1%**	**-0.1%**	**125.5**	**125.6**	**0.10**
c	**IPK Tradable**	**132.1**	**132.2**	**132.1**	**-0.1%**	**0.0%**			
d	**IPK Non-Tradable**	**111.0**	**110.2**	**110.6**	**0.4%**	**-0.4%**			
1	**HAHAN NO BEBIDAS**	**136.3**	**135.3**	**135.2**	**-0.1%**	**-0.8%**	**73.22**	**73.20**	**-0.02**
1.1	Pao ho hahan husi Fós	**113.5**	**114.0**	**114.0**	0.0%	0.4%	2.63	2.63	0.00
1.2	Fós	**152.2**	**147.5**	**146.1**	-0.9%	-4.0%	18.50	18.32	-0.17
1.3	Na'an	**109.7**	**109.9**	**110.0**	0.1%	0.3%	8.90	8.91	0.01
1.4	Ikan ho hahan tasi	**105.3**	**105.8**	**106.0**	0.2%	0.7%	3.32	3.32	0.01
1.5	Susu ben, keju ho manu tolun	**119.1**	**118.6**	**119.1**	0.4%	0.0%	2.56	2.57	0.01
1.6	Bokurho mina	**153.0**	**162.2**	**162.2**	0.0%	6.0%	5.99	5.99	0.00
1.7	Frutas	**105.6**	**104.4**	**105.4**	1.0%	-0.2%	1.36	1.37	0.01
1.8	Vejetais	**188.5**	**185.9**	**186.6**	0.4%	-1.0%	17.26	17.34	0.07
1.9	Masin midar, marmelada, bani ben, chocolate	**112.4**	**108.5**	**109.0**	0.5%	-3.0%	4.88	4.90	0.02
1.10	Produtu Aihan	**108.4**	**107.8**	**107.8**	0.0%	-0.6%	4.18	4.18	0.00
1.11	Café, xá, no cacao	**108.0**	**112.0**	**112.0**	0.0%	3.7%	2.03	2.03	0.00
1.12	Be, Bebidas, jus ai fuan no modo tahan	**116.3**	**126.7**	**128.1**	1.1%	10.1%	0.99	1.00	0.01
1.13	Hahan preparadu	**100.0**	**100.0**	**100.0**	0.0%	0.0%	0.64	0.64	0.00
2	**ALKOHOL HO TABAKU**	**165.1**	**164.4**	**164.5**	**0.1%**	**-0.4%**	**11.51**	**11.52**	**0.01**
2.1	Alkohol	**134.3**	**135.2**	**135.6**	0.3%	1.0%	2.23	2.24	0.01
2.2	Tabaku	**174.6**	**173.4**	**173.4**	0.0%	-0.7%	9.27	9.28	0.00
3	**HATAIS HO SAPATU**	**103.8**	**105.2**	**105.2**	**0.0%**	**1.3%**	**7.31**	**7.32**	**0.00**
3.1	Roupa ba mane	**103.0**	**103.0**	**103.0**	0.0%	0.0%	1.27	1.27	0.00
3.2	Roupa ba feto	**106.7**	**107.5**	**107.5**	0.0%	0.7%	1.25	1.25	0.00
3.3	Roupa ba labarik ho bebe	**110.4**	**111.1**	**111.1**	0.0%	0.6%	2.66	2.66	0.00
3.4	Sapatu ho asesories ropa	**95.4**	**98.6**	**98.6**	0.0%	3.4%	2.14	2.14	0.00
4	**UMA**	**102.3**	**102.6**	**102.6**	**0.0%**	**0.3%**	**6.45**	**6.46**	**0.00**
4.1	Aluga uma	**100.0**	**100.0**	**100.0**	0.0%	0.0%	0.07	0.07	0.00
4.2	Manutensaun no hadiak hela fatin	**106.4**	**106.9**	**106.9**	0.0%	0.5%	1.11	1.11	0.00
4.3	Be, eletrisidade, gas no sira seluk	**101.5**	**101.8**	**101.8**	0.0%	0.3%	5.27	5.28	0.00
5	**MANUTENSAUN RUTINA BA EQUIPAMENTO NO MOBILARIO UMA LARAN**	**99.5**	**98.0**	**99.0**	**1.0%**	**-0.5%**	**7.70**	**7.78**	**0.08**
5.1	Mobiliario no tekstil uma laran	**102.3**	**99.1**	**99.1**	0.0%	-3.1%	1.05	1.05	0.00
5.2	Manutensaun uma laran	**95.5**	**92.8**	**93.9**	1.2%	-1.7%	0.97	0.98	0.01
5.3	Sasan no kolen ba equipamento uma laran	**99.7**	**98.8**	**99.9**	1.1%	0.2%	5.67	5.74	0.07
6	**SAUDE**	**103.3**	**103.3**	**103.3**	**0.0%**	**0.0%**	**2.00**	**2.00**	**0.00**
6.1	Produtu medicamentos no material equipamentos	**103.7**	**103.7**	**103.7**	0.0%	0.0%	1.75	1.75	0.00
6.2	Doutor no atendimento husi hospital	**100.7**	**100.7**	**100.7**	0.0%	0.0%	0.25	0.25	0.00
7	**TRANSPORTASAUN**	**109.4**	**116.2**	**116.5**	**0.3%**	**6.5%**	**6.76**	**6.78**	**0.02**
7.1	Sosa kareta	**108.2**	**108.2**	**108.2**	0.0%	0.0%	1.27	1.27	0.00
7.2	Utiliza equipamento transportasaun pessoal	**110.7**	**125.4**	**126.1**	0.6%	13.9%	2.99	3.00	0.02
7.3	Hadia transportasaun	**108.6**	**110.7**	**110.7**	0.0%	1.9%	2.50	2.50	0.00
8	**KOMUNIKASAUN**	**99.0**	**99.3**	**99.3**	**0.0%**	**0.3%**	**4.73**	**4.73**	**0.00**
8.1	Hadia equipamento telekomunikasaun	**99.0**	**99.3**	**99.3**	0.0%	0.3%	4.73	4.73	0.00
9	**REKREASAUN NO KULTURA**	**103.1**	**102.5**	**102.5**	**0.0%**	**-0.6%**	**3.56**	**3.57**	**0.00**
9.1	Equipamentos audio visual, fotografian no produs informasauN	**106.4**	**106.4**	**106.4**	0.0%	0.0%	0.36	0.36	0.00
9.2	Sasan rekreasaun no kultura	**100.8**	**100.8**	**100.7**	-0.1%	-0.1%	1.89	1.89	0.00
9.3	Jornal, livru no equipamento hakerek	**105.8**	**104.0**	**104.0**	0.0%	-1.7%	1.31	1.31	0.00
10	**EDUKASAUN**	**125.4**	**125.8**	**125.8**	**0.0%**	**0.3%**	**2.25**	**2.25**	**0.00**
10.1	Edukasaun	**125.4**	**125.8**	**125.8**	0.0%	0.3%	2.25	2.25	0.00

Periode referencia husi indise: Agosto 2018 = 100.0

TABELA 2. DILI - analytical index		Numeru Indise			Mudansa Persentajen		Pontu Kontribuisaun		Mudansa Pontu
	Setembro 2026	Set 2025	Ago 2026	Set 2026	Set–26 to Ago-26	Set-26 to Set-25	Ago 2026	Set 2026	Set–26 to Ago-26
	Grupu Gastu								
a	GRUPU HOTU	122.9	123.1	123.0	-0.1%	0.1%	123.1	123.0	-0.10
1	HAHAN NO BEBIDAS	135.0	134.6	134.2	-0.3%	-0.6%	68.73	68.54	-0.19
1.1	Pao ho hahan husi Fós	111.9	112.3	112.3	0.0%	0.4%	3.02	3.02	0.00
1.2	Fós	125.5	126.6	124.8	-1.4%	-0.6%	9.96	9.82	-0.14
1.3	Na'an	108.7	108.2	108.0	-0.2%	-0.6%	9.46	9.44	-0.02
1.4	Ikan ho hahan tasi	102.5	103.3	103.3	0.0%	0.8%	4.03	4.03	0.00
1.5	Susu ben, keju ho manu tolun	121.3	119.5	120.4	0.8%	-0.7%	3.28	3.30	0.03
1.6	Bokurho mina	126.1	129.9	129.9	0.0%	3.0%	3.45	3.45	0.00
1.7	Frutas	106.0	108.8	108.9	0.1%	2.7%	2.23	2.23	0.00
1.8	Vejetais	224.0	219.4	218.8	-0.3%	-2.3%	22.11	22.05	-0.06
1.9	Masin midar, marmelada, bani ben, chocolate	107.6	108.0	108.0	0.0%	0.4%	3.27	3.27	0.00
1.10	Produtu Aihan	111.7	110.6	110.6	0.0%	-1.0%	4.11	4.11	0.00
1.11	Café, xá, no cacao	101.1	106.2	106.2	0.0%	5.0%	1.40	1.40	0.00
1.12	Be, Bebidas, jus ai fuan no modo tahan	109.5	113.4	113.7	0.3%	3.8%	1.11	1.12	0.00
1.13	Hahan preparadu	100.0	100.0	100.0	0.0%	0.0%	1.30	1.30	0.00
2	ALKOHOL HO TABAKU	157.8	156.1	156.4	0.2%	-0.9%	8.30	8.32	0.01
2.1	Alkohol	130.4	131.6	132.5	0.7%	1.6%	2.17	2.18	0.01
2.2	Tabaku	170.1	167.1	167.1	0.0%	-1.8%	6.13	6.13	0.00
3	HATAIS HO SAPATU	106.4	107.6	107.6	0.0%	1.1%	6.70	6.70	0.00
3.1	Roupa ba mane	100.1	100.1	100.1	0.0%	0.0%	0.91	0.91	0.00
3.2	Roupa ba feto	109.0	110.1	110.1	0.0%	1.0%	1.05	1.05	0.00
3.3	Roupa ba labarik ho bebe	113.9	114.5	114.5	0.0%	0.5%	2.92	2.92	0.00
3.4	Sapatu ho asesories ropa	97.7	100.6	100.6	0.0%	3.0%	1.83	1.83	0.00
4	UMA	101.5	101.5	101.5	0.0%	0.0%	7.47	7.47	0.00
4.1	Aluga uma	100.0	100.0	100.0	0.0%	0.0%	0.17	0.17	0.00
4.2	Manutensaun no hadiak hela fatin	110.2	110.5	110.5	0.0%	0.3%	0.25	0.25	0.00
4.3	Be, eletrisidade, gas no sira seluk	101.3	101.3	101.3	0.0%	0.0%	7.04	7.04	0.00
5	MANUTENSAUN RUTINA BA EQUIPAMENTO NO MOBILARIO UMA LARAN	100.6	98.9	99.5	0.6%	-1.1%	7.08	7.13	0.04
5.1	Mobiliario no tekstil uma laran	101.9	98.8	98.8	0.0%	-3.0%	1.27	1.27	0.00
5.2	Manutensaun uma laran	95.0	92.3	93.4	1.2%	-1.7%	0.92	0.93	0.01
5.3	Sasan no kolen ba equipamento uma laran	101.4	100.3	100.9	0.6%	-0.5%	4.90	4.93	0.03
6	SAUDE	103.2	103.2	103.2	0.0%	0.0%	2.28	2.28	0.00
6.1	Produtu medicamentos no material equipamentos	103.7	103.7	103.7	0.0%	0.0%	2.01	2.01	0.00
6.2	Doutor no atendimento husi hospital	100.0	100.0	100.0	0.0%	0.0%	0.28	0.28	0.00
7	TRANSPORTASAUN	104.4	110.7	111.1	0.4%	6.4%	9.32	9.35	0.04
7.1	Sosa kareta	109.1	109.1	109.1	0.0%	0.0%	1.78	1.78	0.00
7.2	Utiliza equipamento transportasaun pessoal	105.8	119.5	120.4	0.8%	13.8%	4.61	4.64	0.04
7.3	Hadia transportasaun	100.0	100.0	100.0	0.0%	0.0%	2.93	2.93	0.00
8	KOMUNIKASAUN	98.9	99.2	99.2	0.0%	0.3%	4.84	4.84	0.00
8.1	Hadia equipamento telekomunikasaun	98.9	99.2	99.2	0.0%	0.3%	4.84	4.84	0.00
9	REKREASAUN NO KULTURA	103.6	102.9	102.9	0.0%	-0.7%	4.34	4.34	0.00
9.1	Equipamentos audio visual, fotografian no produs informasauN	106.9	106.9	106.9	0.0%	0.0%	0.53	0.53	0.00
9.2	Sasan rekreasaun no kultura	100.9	100.9	100.9	0.0%	0.0%	2.03	2.03	0.00
9.3	Jornal, livru no equipamento hakerek	105.7	104.0	104.0	0.0%	-1.6%	1.78	1.78	0.00
10	EDUKASAUN	128.0	128.4	128.4	0.0%	0.3%	4.03	4.03	0.00
10	Edukasaun	128.0	128.4	128.4	0.0%	0.3%	4.03	4.03	0.00

Periode referencia husi indise: Agosto 2018 = 100.0

TABELA 3. BAUCAU - analytical index		Numeru Indise			Mudansa Persentajen		Pontu Kontribuisaun		Mudansa Pontu
	Setembro 2026	Set 2025	Ago 2026	Set 2026	Set–26 to Ago-26	Set-26 to Set-25	Ago 2026	Set 2026	Set–26 to Ago-26
	Grupu Gastu								
a	GRUPU HOTU	112.1	109.5	109.5	0.0%	-2.3%	109.5	109.5	0.00
1	HAHAN NO BEBIDAS	117.5	114.1	113.6	-0.4%	-3.3%	64.81	64.56	-0.25
1.1	Pao ho hahan husi Fós	114.5	114.3	114.3	0.0%	-0.2%	2.26	2.26	0.00
1.2	Fós	137.4	135.2	132.2	-2.2%	-3.8%	17.93	17.54	-0.38
1.3	Na'an	112.0	111.7	112.0	0.3%	0.0%	10.44	10.48	0.04
1.4	Ikan ho hahan tasi	121.6	121.8	122.6	0.7%	0.8%	3.83	3.86	0.03
1.5	Susu ben, keju ho manu tolun	101.3	93.4	95.6	2.4%	-5.6%	1.67	1.71	0.04
1.6	Bokurho mina	121.3	103.2	103.2	0.0%	-14.9%	3.43	3.43	0.00
1.7	Frutas	87.9	87.5	87.5	0.0%	-0.5%	1.10	1.11	0.00
1.8	Vejetais	112.6	112.6	112.6	0.0%	0.0%	12.01	12.02	0.01
1.9	Masin midar, marmelada, bani ben, chocolate	109.5	91.6	91.6	0.0%	-16.3%	4.26	4.26	0.00
1.10	Produtu Aihan	104.1	104.1	104.1	0.0%	0.0%	4.12	4.13	0.00
1.11	Café, xá, no cacao	110.7	110.7	110.7	0.0%	0.0%	2.80	2.80	0.00
1.12	Be, Bebidas, jus ai fuan no modo tahan	109.5	109.5	109.5	0.0%	0.0%	0.92	0.92	0.00
1.13	Hahan preparadu	100.0	100.0	100.0	0.0%	0.0%	0.05	0.05	0.00
2	ALKOHOL HO TABAKU	136.5	128.9	128.9	0.0%	-5.6%	9.35	9.36	0.01
2.1	Alkohol	128.1	121.5	121.5	0.0%	-5.2%	3.21	3.21	0.00
2.2	Tabaku	141.3	133.2	133.2	0.0%	-5.7%	6.14	6.14	0.00
3	HATAIS HO SAPATU	99.5	99.5	99.5	0.0%	0.0%	14.11	14.12	0.01
3.1	Roupa ba mane	110.4	110.4	110.4	0.0%	0.0%	3.22	3.23	0.00
3.2	Roupa ba feto	100.0	100.0	100.0	0.0%	0.0%	2.52	2.52	0.00
3.3	Roupa ba labarik ho bebe	102.5	102.5	102.5	0.0%	0.0%	3.81	3.82	0.00
3.4	Sapatu ho asesories ropa	90.7	90.7	90.7	0.0%	0.0%	4.55	4.56	0.00
4	UMA	107.3	107.3	107.3	0.0%	0.0%	2.79	2.79	0.00
4.2	Manutensaun no hadiak hela fatin	103.4	103.4	103.4	0.0%	0.0%	0.90	0.90	0.00
4.3	Be, eletrisidade, gas no sira seluk	109.3	109.3	109.3	0.0%	0.0%	1.89	1.89	0.00
5	MANUTENSAUN RUTINA BA EQUI-PAMENTO NO MOBILARIO UMA LARAN	91.9	90.4	92.9	2.8%	1.1%	7.94	8.17	0.23
5.1	Mobiliario no tekstil uma laran	91.4	91.4	91.4	0.0%	0.0%	0.12	0.12	0.00
5.2	Manutensaun uma laran	105.9	105.9	105.9	0.0%	0.0%	0.31	0.31	0.00
5.3	Sasan no kolen ba equipamento uma laran	91.4	89.8	92.5	3.0%	1.2%	7.52	7.75	0.23
6	SAUDE	104.6	104.6	104.6	0.0%	0.0%	1.30	1.30	0.00
6.1	Produtu medicamentos no material equi-pamentos	103.9	103.9	103.9	0.0%	0.0%	1.13	1.13	0.00
6.2	Doutor no atendimento husi hospital	108.9	108.9	108.9	0.0%	0.0%	0.17	0.17	0.00
7	TRANSPORTASAUN	106.0	109.4	109.4	0.0%	3.2%	1.67	1.67	0.00
7.1	Sosa kareta	100.0	100.0	100.0	0.0%	0.0%	0.01	0.01	0.00
7.2	Utiliza equipamento transportasaun pessoal	121.5	134.0	133.8	-0.1%	10.1%	0.57	0.57	0.00
7.3	Hadia transportasaun	100.0	100.0	100.0	0.0%	0.0%	1.09	1.09	0.00
8	KOMUNIKASAUN	98.6	98.6	98.6	0.0%	0.0%	4.67	4.67	0.00
8.1	Hadia equipamento telekomunikasaun	98.6	98.6	98.6	0.0%	0.0%	4.67	4.67	0.00
9	REKREASAUN NO KULTURA	100.8	100.8	100.7	-0.1%	-0.1%	1.78	1.78	0.00
9.1	Equipamentos audio visual, fotografian no produs informasauN	55.1	55.1	55.1	0.0%	0.0%	0.01	0.01	0.00
9.2	Sasan rekreasaun no kultura	102.6	102.6	102.5	-0.1%	-0.1%	0.99	0.99	0.00
9.3	Jornal, livru no equipamento hakerek	100.0	100.0	100.0	0.0%	0.0%	0.78	0.78	0.00
10	EDUKASAUN	100.0	100.0	100.0	0.0%	0.0%	1.08	1.08	0.00
10	Edukasaun	100.0	100.0	100.0	0.0%	0.0%	1.08	1.08	0.00

Periode referencia husi indise: Agosto 2018 = 100.0

TABELA 2. OTHER - analytical index		Numeru Indise			Mudansa Persentajen		Pontu Kontribuisaun		Mudansa Pontu
	Setembro 2026	Set 2025	Ago 2026	Set 2026	Set–26 to Ago-26	Set-26 to Set-25	Ago 2026	Set 2026	Set–26 to Ago-26
	Grupu Gastu								
a	GRUPU HOTU	130.3	130.1	130.3	0.2%	0.0%	130.1	130.3	0.20
1	HAHAN NO BEBIDAS	140.7	139.5	139.7	0.1%	-0.7%	77.96	78.07	0.11
1.1	Pao ho hahan husi Fós	114.9	115.5	115.5	0.0%	0.5%	2.41	2.41	0.00
1.2	Fós	164.4	157.2	156.2	-0.6%	-5.0%	25.01	24.84	-0.17
1.3	Na'an	109.8	110.8	111.1	0.3%	1.2%	8.17	8.19	0.02
1.4	Ikan ho hahan tasi	104.6	105.0	105.2	0.2%	0.6%	2.68	2.69	0.01
1.5	Susu ben, keju ho manu tolun	120.0	122.3	122.0	-0.2%	1.7%	2.18	2.18	-0.01
1.6	Bokurho mina	169.2	184.7	184.7	0.0%	9.2%	8.38	8.38	0.00
1.7	Frutas	110.5	100.9	104.1	3.2%	-5.8%	0.76	0.78	0.02
1.8	Vejetais	174.5	171.1	173.2	1.2%	-0.7%	14.43	14.60	0.17
1.9	Masin midar, marmelada, bani ben, chocolate	114.8	111.3	112.1	0.7%	-2.4%	6.19	6.23	0.05
1.10	Produtu Aihan	107.0	106.5	106.5	0.0%	-0.5%	4.23	4.23	0.00
1.11	Café, xá, no cacao	110.7	115.1	115.1	0.0%	4.0%	2.36	2.36	0.00
1.12	Be, Bebidas, jus ai fuan no modo tahan	126.0	144.4	147.4	2.1%	17.0%	0.90	0.92	0.02
1.13	Hahan preparadu	100.0	100.0	100.0	0.0%	0.0%	0.26	0.26	0.00
2	ALKOHOL HO TABAKU	173.4	174.3	174.3	0.0%	0.5%	14.32	14.32	0.00
2.1	Alkohol	139.4	142.6	142.8	0.1%	2.4%	2.09	2.09	0.00
2.2	Tabaku	180.7	181.1	181.1	0.0%	0.2%	12.23	12.23	0.00
3	HATAIS HO SAPATU	103.7	105.7	105.7	0.0%	1.9%	6.47	6.47	0.00
3.1	Roupa ba mane	101.2	101.2	101.2	0.0%	0.0%	1.16	1.16	0.00
3.2	Roupa ba feto	108.2	109.2	109.2	0.0%	0.9%	1.16	1.16	0.00
3.3	Roupa ba labarik ho bebe	109.7	110.9	110.9	0.0%	1.1%	2.24	2.24	0.00
3.4	Sapatu ho asesories ropa	96.2	101.1	101.1	0.0%	5.1%	1.91	1.91	0.00
4	UMA	102.5	103.1	103.1	0.0%	0.6%	6.39	6.39	0.00
4.1	Aluga uma	100.0	100.0	100.0	0.0%	0.0%	0.00	0.00	0.00
4.2	Manutensaun no hadiak hela fatin	106.3	106.9	106.9	0.0%	0.6%	1.79	1.79	0.00
4.3	Be, eletrisidade, gas no sira seluk	101.1	101.7	101.7	0.0%	0.6%	4.59	4.59	0.00
5	MANUTENSAUN RUTINA BA EQUI-PAMENTO NO MOBILARIO UMA LARAN	100.3	99.0	100.0	1.0%	-0.3%	8.11	8.19	0.08
5.1	Mobiliario no tekstil uma laran	102.8	99.5	99.5	0.0%	-3.2%	1.07	1.07	0.00
5.2	Manutensaun uma laran	95.3	92.6	93.7	1.2%	-1.7%	1.14	1.16	0.01
5.3	Sasan no kolen ba equipamento uma laran	101.0	100.2	101.4	1.2%	0.4%	5.90	5.96	0.07
6	SAUDE	103.3	103.3	103.3	0.0%	0.0%	1.92	1.92	0.00
6.1	Produtu medicamentos no material equi-pamentos	103.7	103.7	103.7	0.0%	0.0%	1.68	1.68	0.00
6.2	Doutor no atendimento husi hospital	100.3	100.3	100.3	0.0%	0.0%	0.24	0.24	0.00
7	TRANSPORTASAUN	116.3	124.1	124.2	0.1%	6.8%	5.82	5.82	0.00
7.1	Sosa kareta	107.1	107.1	107.1	0.0%	0.0%	1.13	1.13	0.00
7.2	Utiliza equipamento transportasaun pessoal	119.0	135.4	135.6	0.1%	13.9%	2.23	2.24	0.00
7.3	Hadia transportasaun	119.0	123.7	123.7	0.0%	3.9%	2.45	2.45	0.00
8	KOMUNIKASAUN	99.2	99.5	99.5	0.0%	0.3%	4.65	4.65	0.00
8.1	Hadia equipamento telekomunikasaun	99.2	99.5	99.5	0.0%	0.3%	4.65	4.65	0.00
9	REKREASAUN NO KULTURA	102.9	102.3	102.3	0.0%	-0.6%	3.32	3.32	0.00
9.1	Equipamentos audio visual, fotografian no produs informasauN	106.7	106.7	106.7	0.0%	0.0%	0.30	0.30	0.00
9.2	Sasan rekreasaun no kultura	100.5	100.5	100.5	0.0%	0.0%	1.96	1.96	0.00
9.3	Jornal, livru no equipamento hakerek	106.6	104.6	104.6	0.0%	-1.9%	1.06	1.06	0.00
10	EDUKASAUN	124.7	124.8	124.8	0.0%	0.1%	1.14	1.14	0.00
10	Edukasaun	124.7	124.8	124.8	0.0%	0.1%	1.14	1.14	0.00

NOTAS ESPLIKASAUN

NOTA BA UZA NAIN

IPK serie 3 inkorpora rezultadu husi revisaun bo'ot no troka todan iha IPK Timor Leste. Todan IPK serie 3 baseia ba rezultadu *Living Standard Servey (LSS)* 2014-15. Iha informasaun rua ne'ebe publika kona-ba revizaun. Primeru, *'Review of Timor Leste Consumer Price Index* (CPI)*: Series 3 2018: Issues for Consideration'* publika iha 2017, ne'ebe husu no buka hatene opiniaun uza nain sira kona-ba revisaun no todan foun ne'ebe sei aplika iha serie 3. Segundu, '*Technical Note of Timor Leste Consumer Price Index Series 3 Reweight'* publika iha Outubro 2018, kona-ba metodolojia no rezultadu IPK serie 3. Informasaun rua ne'e bele hare iha portál INE-TL **www.inetl-ip.gov.tl**

DESKRISAUN BADAK BA IPK

IPK sukat mudansa presu kada periodu husi raga produtu no servisu ne'ebe sura proporsaun despeza husi rezidente uma kain. Raga ida ne'e kobre produtu no servisu oin-oin, hanesan iha grupu 10 tuir mai ne'e:
1. Hahan no Bebidas laos Alkohol; 2. Alkohol no Tabaku; 3. Hatais no Sapatu; 4. Uma; 5. Manutensaun Rutina no Ekipamentu Uma; 6. Saude; 7. Transporte; 8. Komunikasaun; 9. Rekreasaun no kultura; 10. Edukasaun.
Informasaun klaru liu tan kona-ba IPK Timor Leste no matadalan ba IPK Timor Leste bele hare iha portál INE-TL iha **www.inetl-ip.gov.tl**

PUBLIKASAUN INDISE

Indise Presu Konsumidór produs husi Instituto Nacional de Estatistica, I.P. kada fulan.

Indise primeru ne'ebe publika husi INE-TL maka Indise Presu Konsumedór Timor Leste. Dadus ba indise nasionál aprezenta iha gráfiku no tabela 1 publikasaun.

INE-TL mos publika indise tolu seluk ne'ebe ho objetivu analiza nian - primeiru, reprezeta mudansa presu ba munisipiu Dili, segundu, Reprezenta mudansa presu ba munisipiu Baucau no terseiru reprezenta mudansa presu ne'ebe kobre munisipiu seluk iha Timor Leste (hanaran "OTHER). Iha serie indise IPK ne'e kompila uza raga produtu ne'ebe aprezenta iha tabela 2, 3, no 4 iha publikasaun.

REKOILA PRESU BA IPK

Presu ba produtu no servisu maioria liu kolekta husi staf ou ekipa IPK ne'ebe servisu iha eskritóriu nasionál iha Dili. Presu ba produtu husi munisípiu kolekta husi staf sira ne'ebe servisu iha eskritóriu estatística iha kada munisípiu, amostra presu balun kolekta husi survei espesiál.

MODELU TODAN

Grupu bot 10 iha IPK serie 3 fahe ba grupu gastu 35 no kada grupu gastu iha todan ketak. Bainhira halo kalkulasaun indise, uza todan iha kada grupu gastu ne'e halo kombinasaun ba mudansa presu iha kada grupu gastu. Modelu todan iha IPK serie 3 mos bele haree iha portál INE-TL iha **www.inetl-ip.gov.tl**

ANÁLIZA BA MUDANSA PRESU

Mudansa indise husi periodu ba periode bele espresa hanesan mudansa pontu indise ou bele mos mudansa persentajen. Mudansa persentajen kalkula uza movimentu númeru indise rua ne'ebe diferente:

Mudansa entre fulan hanesan kada tinan tutuir malu

Mudansa entre fulan tutuir malu

$$Mudansa\ persentajen\ (\%) = \frac{indise_t - indise_{t-1}}{indise_{t-1}} \times 100\%$$

Ezemplu tuir mai esplika metodu kalkula mudansa pontu indise ou mudansa persentajen entre periode rua:

Indise fulan Janeiru 2013 101,4

Indise fulan janeiru 2012 90,7

$$Mudansa\ persentajen\ (\%) = \frac{101{,}4 - 90{,}7}{90{,}7} \times 100\%$$

$$Mudansa\ persentajen\ (\%) = \frac{10{,}7}{90{,}7} \times 100\%$$

$$Mudansa\ persentajen\ (\%) = 0{,}11797133 \times 100\%$$

$$Mudansa\ persentajen\ (\%) = 11{,}8\%$$

Kada tabela iha publikasaun fornese detailu konaba análize movimentu iha IPK no inklui mos informasaun ba mudansa iha grupu IPK no mos grupu gastu iha grupu IPK nia laran. Iha tabela ne'e mos hatudu kontribuisaun husi kada grupu gastu ba totál IPK. Ezemplu, IPK Timor Leste 2013 hetan kontribuisaun 17,85 pontu indise husi grupu fós no totál grupu hotu iha IPK hetan númeru IPK 101,3 iha Janeiru 2013. Iha koluna finál hatudu kontribuisaun ba mudansa pontu indise grupu hotu inklui grupu gastu.

RONDE (*ROUNDING*)

Númeru indise ne'ebe publika babain ronde ba decimal ida, no mudansa persentajen (ronde ba decimal ida) kalkula husi númeru indise ne'ebe ronde tiha ona. Hanesan mos, ida ne'e posivel bele rezutla mudansa persentajen ba nivel grupu IPK diferente ho mudansa persentajen ba nivel indise komponente (ezemplu, mudansa persentajen total grupu hotu iha IPK diferente ho mudansa persentajen ba grupu gastu ne'ebe iha grupu IPK nia laran)

REVIZAUN

Revizaun ba indise orijinál IPK bele halo bainhira iha sirkunstánsia exesionál, hanesan atu halo koresaun ba erru signifikante ida. Periodu referénsia indise (ezemplu, periodu ne'ebe estabelese valór indise 100.0 iha tinan Agosto 2018) sei muda periodikamente.

DADUS DISPONIVEL

Hanesan estatístik ou dadus ne'ebe hatudu iha publikasaun ida ne'e, iha dadus ne'ebe detailu liu tan (iha formatu tempu oin-oin/ in *time seires format*) disponivel iha portal INE-TL .

INSTITUTO NACIONAL DE ESTATÍSTICA
TIMOR-LESTE, I.P.

Instituto Nacional de Estatistica, I.P.
Rua de Caicoli, Po Box 10
Dili, Timor-Leste
www.inetl-ip.gov.tl