



INDISE PRESU KONSUMEDOR TIMOR-LESTE JULHO 2025

EDISAUN IPK SERI 3

Data Publikasaun:
21 Agosto 2025

Publikasaun tuir mai:
16 Setembro 2025



INSTITUTO NACIONAL DE ESTATÍSTICA
TIMOR-LESTE, I.P.



Ministerio das Finanças



Titlu

Indise Presu Konsumedor Timor-Leste,
Julho 2025

Editor


Jemi Natalino Rosario
Rosantina da Costa Cruz Sarmiento
Eduardo M. Ximenes
Silvino Lopes

Instituto Nacional de Estatística, I.P.
Rua de Caicoli, PO Box 10
Dili, Timor-Leste

Prezedente Instituto Nacional de Estatística, I.P.

[Elias dos Santos Ferreira, L.Ec., MM.](#)

Dezeñu no Kompozisaun
Instituto Nacional de Estatística Timor Leste, I.P.



www.inetl-ip.gov.tl

Cristino Gusmão
Director Nacional Economia Estatistica
No. Telf: + 670 77230127
Instituto Nacional de Estatistica Timor Leste, I.P.
Rua de Caicoli, Dili, PO Box 10
Telefone: +670 3311348
email: cgusmao@mof.gov.tl

NOTA

MUDANSA IHA EDISAUN INTRUDUSAUN Laiha
IPK SERI 3

EDISAUN TUIR MAI	PUBLIKASAUN	DATA PUBLIKA
	Agosto 2025	16 Setembro 2025
	Setembro 2025	21 Outubro 2025

INFORMASAUN

**Atu Hatene informasaun kona ba informasaun
ne'ebe iha Relasaun ho IPK, kontaktu:**

1. Cristino Gusmão, Director da DNEES
Email: cgusmao@mof.gov.tl, No Telf: 77230127
2. Eduardo Martinho Ximenes, Head of Depart. Social and Economic
Email: emximenes@mof.gov.tl, No Telf. 77339216
3. Jemi Natalino Rosario
Email: jnrosario@mof.gov.tl, No. Telf. 7754 3554
4. Rosantina da Costa Cruz Sarmentu
Email: rcsarmento@mof.gov.tl, No Telf. 77085481



Elias dos Santos Ferreira, L.Ec., MM.
Prezidente Instituto Nacional de Estatistica



Konteudu

1. Kontiudu.....	1
2. Nemeru Importante Julho 2025.....	2
3. Pontus Importante Julho 2025.....	3
4. Saida Maka Mudansa Importante?.....	5
5. Tradable & Non-Tradable CPI.....	6
6. Tabela 1 : Indise Analitiku Timor-Leste Fulan Julho 2025.....	7
7. Tabela 2 : Indise Analitiku Rejiaun Dili Fulan Julho 2025.....	8
8. Tabela 3 : Indise Analitiku Rejiaun Baucau Fulan Julho 2025.....	9
9. Tabela 4 : Indise Analitiku Rejiaun OTHER fulan Julho 2025.....	10
10. Nota Esplikasaun	11



INDISE PRESU KONSUMEDOR TIMOR LESTE, JULHO 2025

INTRODUSAUN IPK SERI 3

IPK Timor-Leste edisaun seri 3 ne'e sei publika kada fulan hahu husi edisaun fulan Setembro 2018. Sei publika mos analiza mensal husi indise Timor Leste, Dili, Baucau no Other. Publikasaun hotu-hotu husi Indise Setembro 2018 refere fali ba Agosto 2018=100.0 (*hanesan fulan/tinan base ba IPK seri 3*). Tempu seri data nian detailu konaba todan IPK foun, no informasaun seluk relasiona ba movimentu IPK Timor-Leste, bele hare iha INE-TL website www.inetl-ip.gov.tl

Numerus Save Julho 2025

(a) Ba Marco, Junho, no Setembro 2013, mudansa persentajen anual kalkula baseia ba kada trimestral. Ba Dezembro 2013 ba oin mudansa anual sei kalkula baseia ba fulan ne'ebe hanesan kada tinan.

Indise Presu Konsumedor Timor-Leste	Mensal	Anual (a)
	Jul - 2025 to Jun - 2025	Jul - 2025 to Jul - 2024
	Mudansa %	Mudansa %
Grupu hotu IPK	0.2%	0.3%
Tradable	0.2%	0.3%
Non-Tradable CPI	0.2%	0.5%
1. Hahan no bebidas la'os Alkoholika	0.7%	1.1%
2. Alkohol ho tabaku	-2.1%	-3.2%
3. Hatais ho sapatu	-0.5%	0.5%
4. Uma	0.0%	0.4%
5. Manutensaun rutina ba equipmentu no mobiliariu uma kain	0.1%	0.8%
6. Saude	0.0%	0.0%
7. Transportasaun	0.4%	-1.0%
8. Komunikasaun	-0.2%	-1.1%
9. Rekreaun no kultura	0.0%	0.4%
10. Edukasaun	0.0%	0.4%



Save Importante Julho 2025

- IPK grupu hotu mensal sa'e (+0.2%) iha Julho 2025, kompara ba sa'e mos (+0.1%) iha fulan Junho 2025.
- Presu sa'e signifikante iha grupu Hahan no Bebidas La'os Alkoholika (+0.7%), Transporte (+0.4%) no Ekipamentu no Manutensaun Mobiliariu Uma Laran (+0.1%). Grupi Alkohol no Tabako (-2.1%), Hatais no Sapatu (-0.5%) no Komunikaun (-0.2%) sai hanesan mudansa kontrariu ba inflasaun grupu hotu.
- IPK Tradeable anual sa'e +0.3%, no IPK Non-Tradable sa'e +0.5%.

Deskripsaun Badak ba Inflasaun Presu Konsumedor

Inflasaun Presu Konsumedor hanesan sasukat ida ba nivel presu ba produto no servisu sira nebe kompra no konsume husi uma kain, ne'ebe bele mos sa'e ou tun. inflasaun Presu Konsumedor sukat uza indise presu konsumedor. Komprensaun ba indise presu konsumedor maka presu ba produto no servisu nebe ita determinai sai hanesan ita nia raga kompra nebe uma kain konsume maioria, indise presu sukat mudansa kustu ou presu ba raga kompra ida ne'e.

Indise presu bele utiliza ba sukat inflasaun. En-jeral liu maka hare ba mudansa indise presu kada tinan nebe halo komparaun entre fulan ida agora (fulan A tinan agora) ba fulan nebe hanesan iha tinan kotuk (fulan A tinan kotuk). Ida ne'e bolu hanesan nivel inflasaun 12-fulan (tinan). Buletin ida ne'e sukat inflasaun ba fulan Julho 2025, ho ida ne'e nivel inflasaun 12-fulan nia maka kompara indise presu fulan Julho 2025 ba Julho 2024.

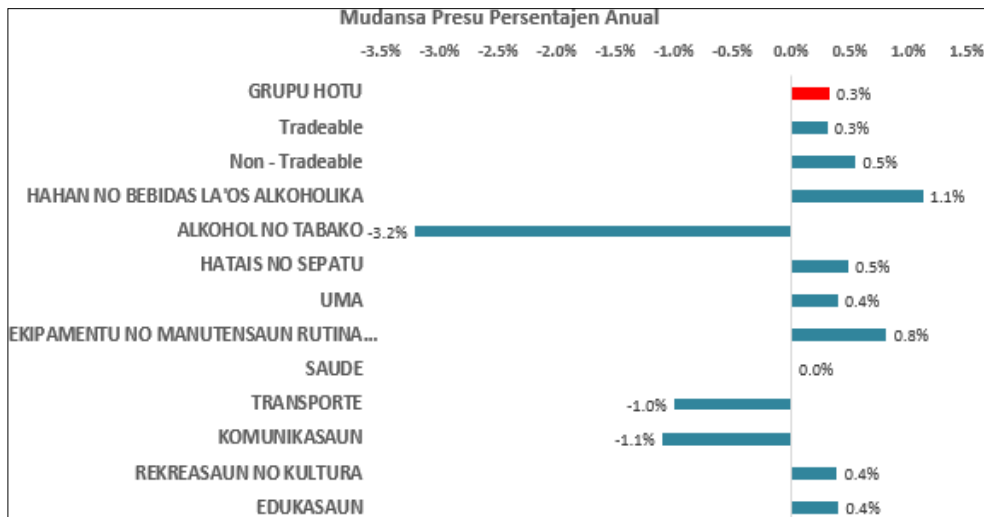
Numeru Ikus no Tendesia Longu-Prazu

Nivel IPK anual entre Julho 2025 ba Julho 2024 sa'e +0.3%. Signifika katak kustu ba raga produto no servisu sira ne'ebe ho \$100.00 iha Julho 2024 sa'e ba \$100.03 iha Julho 2025.

IPK anual sa'e (+0.3%) iha tinan ida ne'e ho kalendariu fulan Julho 2025. Kontributor bo'ot liu presu sa'e ida ne'e hetan kontribuisaun husi grupu Hahan no Bebidas La'os Alkoholika (+1.1%), ne'ebe afeta husi sub grupu Modo Tahan (+9.6%), Kafe, Xa no Kokoa (+2.7%), Mina no Bokur (+1.1%), Ikan no Hahan Tasi (+0.7%), Be, Bebidas, Jus Ai-fuan no Modo Tahan (+1.0%) no Produktu Ai-han (+0.2%). Sub Grupi Foos (-1.4%), Masin Midar, Marmelada, Banibeen, Cokolate no Hahan Midar (-9.0%), Naan (-0.5%), Susubeen, Keiju no Manutolun (-1.0%), Ai-fuan (-0.4%), no Paun no Sereal (-0.3%) sai hanesan mudansa kontrariu ba inflasaun grupu hahan no bebidas la'os alkoholika.

Edukasaun (+0.4%), Ekipamentu no Manutensaun Mobiliariu Uma Laran (+0.8%), Hatais no Sapatu (+0.5%), Uma (+0.4%) no Rekreaun no Kultura (+0.4%). Grupi ne'ebe fo mudansa kontrariu ba inflasaun grupu hotu anual mak hanesan Transporte (-1.0%), Alkohol no Tabako (-3.2%) no Komunikaun (-1.1%).

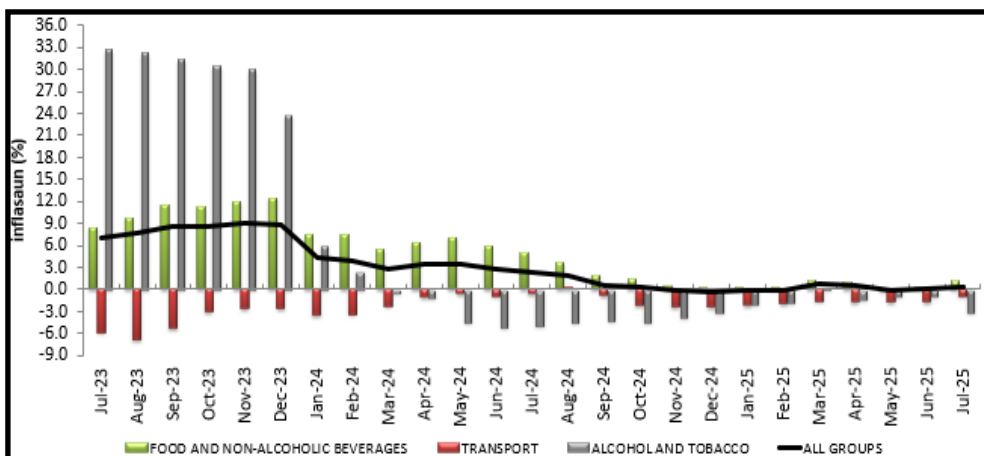
Figura A: Kontribusi saun ba nivel IPK anual, Julho 2025



Fontes: Instituto Nacional de Estatística, I.P., Ministerio das Finanças

Notas: Kontribusi saun individu (kada item) lahatudu ba iha total tanba arredondar (rounding).

Figura B: Tendensia inflasaun anual ba periode Julho 2023 to'o Julho 2025



Periode inflasaun ne'ebe hatudu iha periode Julho 2023 to'o Julho 2025 hetan impaktu husi presu grupu Hahan no Bebidas Laos Alkoholika, grupu Transporte no grupu Alkohol no Tabako. Depois akontese fali inflasaun anual iha periode tuir mai tanba afeta husi presu grupu Hahan no Bebidas Laos Alkoholika ne'ebe sa'e fali.

*Core CPI hetan husi IPK grupu hotu menus IPK grupu Hahan no Bebidas laos Alkoholika no Transportasaun

Indise Presu Konsumedor (IPK): saida maka mudansa importante?

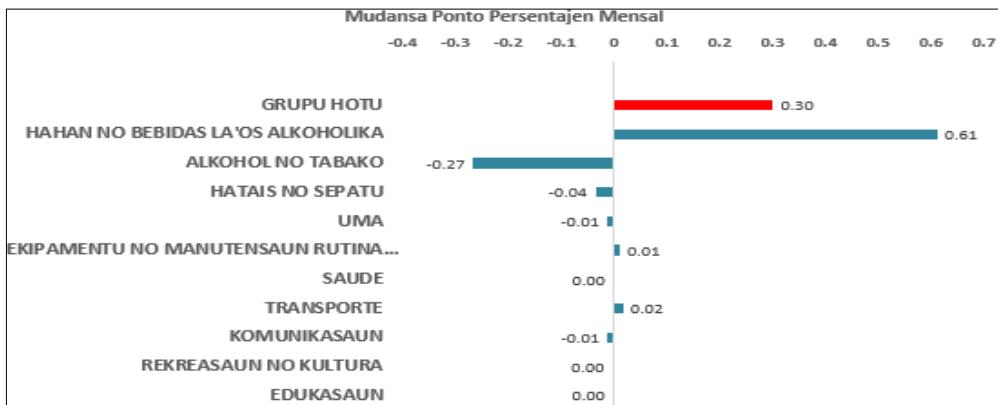
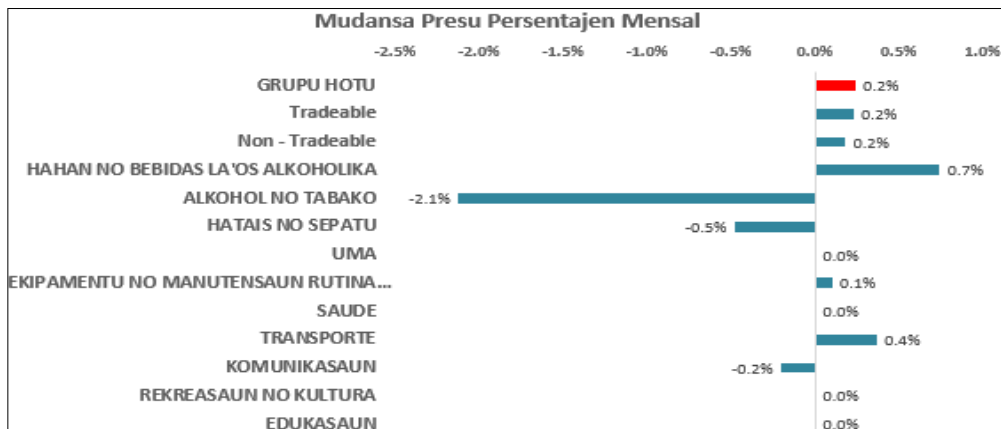
Kontribuisaun importante ba nivel IPK mensal sa'e (+0.2%) entre Julho 2025 no Junho 2025, mai husi:

- **Hahan no Bebidas laos Alkoholika (+0.7%):** afeita husi sub grupu Modo Tahan (+1.8%), Foos (+0.9%), Aifuan (+1.2%), Mina no Bokur (+0.5%) no Susubeen, Keiju no Manutolun (+0.2%).
- **Transporte (+0.4%):** afeita husi sub grupu Operasaun Ekipamentu Transporte Pesoa (+0.9%).
- **Ekipamentu no Manutensaun Mobiliariu Uma Laran (+0.1%):** Afeita husi sub grupo produtu no servisu ba rutina hadia uma laran (+0.3%).

Iha parte seluk, inflasaun ba grupu hotu ida ne'e hetan mudansa kontrariu husi:

- **Alkohol no Tabako (-2.1%):** afeita husi sub grupu Tabako (-2.7%)
- **Hatais no Sapatu (-0.5%):** afeita husi sub grupu Asesoris ba Roupas no Sapatu (-2.1%)
- **Komunikasaun (-0.2%):** afeita husi sub grupu Ekipamentu ba Servisu Telekomunikasaun (-0.2%)

Figura C: Kontribuisaun ba mudansa nivel IPK mensal, Julho 2025 – Junho 2025



fontes: Instituto Nacional de Estatística, Ministerio das Finanças

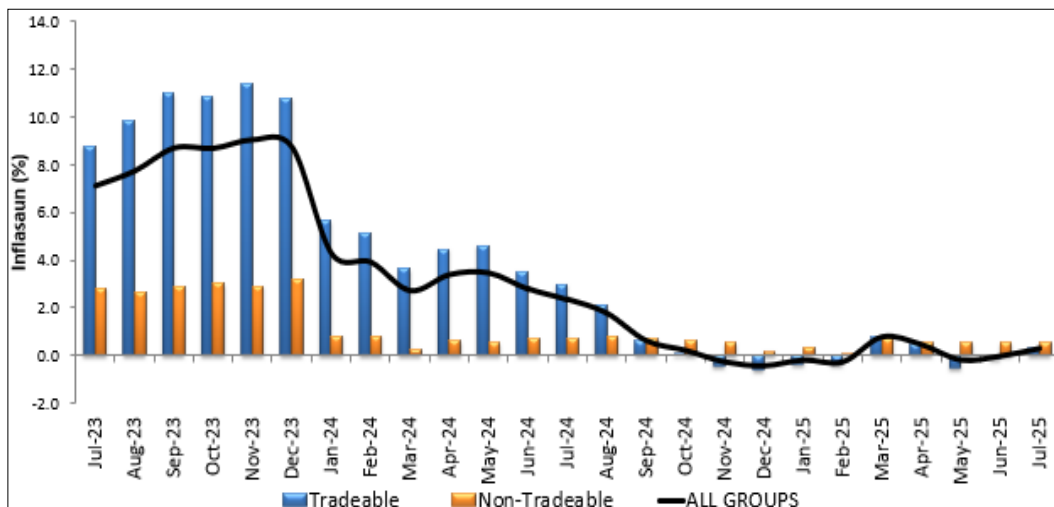
Notas: Kontribuisaun individu (kada item) lahatudu ba iha total tanba arredondar (rounding).

IPK Tradeable no Non-Tradeable

IPK Tradeable no Non-Tradeable, sukut kontribuisaun husi inflasaun domestika (non-tradeable) no importa (tradeable) ba inflasaun en-jeral. Identifikasaun fonte fator inflasaun umakain (konsumedor) ida ne'e suporta atu komprende fator diferente ne'ebe fo impaktu ba inflasaun, nune'e mos ajuda desizaun politika moneter no fiskal.

Definisaun produto no servisu tradeable maka hanesan ida ne'ebe dependensia ba nivel kompetisuaun merkadu internasional, no presu produto no servisu sira ne'e hetan influencia husi kompetisaun refere. Hanesan mos, produto no servisu non-tradeable ne'ebe iha depedensia ki'ik liu ba kompetisaun merkadu internasional, no presu produto no servisu sira ne'e konsidera la hetan impaktu direta husi kompetisaun refere. Inflasaun ba produto no servisu non-tradeable reprezenta nivel situasaun ne'ebe nesesidade barak liu (ou ki'ik liu) duke fornesimentu iha ekonomia domestiku. Produto no servisu tradeable sai hanesan depedensia maka'as liu ba kompetisaun internaional, ne'ebe inklui hanesan produto importa televisaun no komputador nomos produto hahan sira seluk. Presu produto sira ne'e hetan influencia presu bot liu husi presu internasional iha merkadu mundial no fluktuasaun valor osan, duke husi fator ekonomia domestiku.

Figura E: Kontribuisaun IPK Tradeable no Non-Tradeable ba Inflasaun Anual, Kompara Jul 25 - Jul 23



Fontes: Instituto Nacional de Estatística, Ministerio das Finanças

Notas: Kontribuisaun individu (kada item) lahatudu ba iha total tanba *arredondar* (rounding).

Iha referensia grafiku E, inflasaun anual positivu hanesan hatudu iha periode 2023 to'o 2025, hetan impaktu husi fator internasional sira hanesan hatudu iha nivel IPK tradeable. Nivel inflasaun anual agora dadaun +0.3%, ne'ebe afeta husi kontribuisaun Tradeable (+0.3%) no Non-Tradeable (+0.5%). Series analitiku indika katak nivel inflasaun agora dadaun hetan presau husi presu merkadoria internasional no valor osan ne'ebe fluktuativu.

TABELA 1. TIMOR-LESTE IPK

Julho 2025		Numeru Indise			Mudansa Persentajen		Pontu Kontribuisaun		Mudansa Pontu
		Jul 2024	Jun 2025	Jul 2025	Jul-25 to Jun-25	Jul-25 to Jul-24	Jun 2025	Jul 2025	Jul-25 to Jun-25
		Grupú Gastu							
a	GRUPU HOTU	124.9	125.0	125.3	0.2%	0.3%	125.0	125.3	0.30
c	IPK Tradable	131.4	131.5	131.8	0.2%	0.3%			
d	IPK Non-Tradable	109.9	110.3	110.5	0.2%	0.5%			
1	HAHAN NO BEBIDAS	134.0	134.5	135.5	0.7%	1.1%	72.71	73.32	0.61
1.1	Pao ho hahan husi Fós	111.3	110.9	111.0	0.1%	-0.3%	2.56	2.56	0.00
1.2	Fós	155.3	151.9	153.2	0.9%	-1.4%	19.10	19.21	0.11
1.3	Na'an	110.2	109.4	109.7	0.3%	-0.5%	8.90	8.88	-0.02
1.4	Ikan ho hahan tasi	104.9	105.6	105.6	0.0%	0.7%	3.25	3.31	0.06
1.5	Susu ben, keju ho manu tolu	124.1	122.5	122.8	0.2%	-1.0%	2.64	2.65	0.00
1.6	Bokurho mina	150.4	151.3	152.0	0.5%	1.1%	5.61	5.61	0.00
1.7	Frutas	105.0	103.4	104.6	1.2%	-0.4%	1.34	1.36	0.02
1.8	Vejetais	166.1	178.9	182.1	1.8%	9.6%	16.39	16.91	0.52
1.9	Masin midar, marmelada, bani ben, chocolate	124.9	113.6	113.6	0.0%	-9.0%	5.17	5.10	-0.06
1.10	Produitu Aihan	108.2	108.4	108.4	0.0%	0.2%	4.21	4.20	-0.01
1.11	Café, xá, no cacao	106.0	108.9	108.9	0.0%	2.7%	1.97	1.98	0.00
1.12	Be, Bebidas, jus ai fuan no modo tahan	115.2	116.3	116.3	0.0%	1.0%	0.91	0.91	0.00
1.13	Hahan preparadu	100.0	100.0	100.0	0.0%	0.0%	0.64	0.64	0.00
2	ALKOHOL HO TABAKU	171.3	169.4	165.8	-2.1%	-3.2%	11.87	11.61	-0.27
2.1	Alkohol	136.8	133.7	133.8	0.1%	-2.2%	2.21	2.21	0.00
2.2	Tabaku	181.9	180.4	175.6	-2.7%	-3.5%	9.66	9.40	-0.27
3	HATAIS HO SAPATU	103.6	104.6	104.1	-0.5%	0.5%	7.28	7.24	-0.04
3.1	Roupa ba mane	103.7	104.8	104.8	0.0%	1.1%	1.28	1.29	0.01
3.2	Roupa ba feto	103.7	106.3	106.7	0.4%	2.9%	1.23	1.24	0.01
3.3	Roupa ba labarik ho bebe	110.1	110.2	110.4	0.2%	0.3%	2.65	2.64	-0.01
3.4	Sapatu ho asesories ropa	96.4	97.4	95.4	-2.1%	-1.0%	2.12	2.07	-0.05
4	UMA	101.9	102.3	102.3	0.0%	0.4%	6.45	6.43	-0.01
4.1	Aluga uma	100.0	100.0	100.0	0.0%	0.0%	0.07	0.07	0.00
4.2	Manutensaun no hadiak hela fatin	106.5	106.4	106.4	0.0%	-0.1%	1.11	1.11	-0.01
4.3	Be, eletrisidade, gas no sira seluk MANUTENSAUN RUTINA BA EQUI- PAMENTO NO MOBILARIO UMA LARAN	101.0	101.5	101.5	0.0%	0.5%	5.26	5.26	-0.01
5	SADE	98.5	99.2	99.3	0.1%	0.8%	7.79	7.80	0.01
5.1	Mobiliario no tekstil uma laran	100.1	102.4	102.4	0.0%	2.3%	1.09	1.09	0.00
5.2	Manutensaun uma laran	96.0	95.5	94.8	-0.7%	-1.3%	1.00	0.99	-0.01
5.3	Sasan no kolen ba equipamento uma laran	98.7	99.3	99.6	0.3%	0.9%	5.70	5.72	0.02
6	SAUDE	103.3	103.3	103.3	0.0%	0.0%	2.00	2.00	0.00
6.1	Produitu medicamentos no material equipamentos	103.7	103.7	103.7	0.0%	0.0%	1.75	1.75	0.00
6.2	Doutor no atendimento husi hospital	100.7	100.7	100.7	0.0%	0.0%	0.25	0.25	0.00
7	TRANSPORTASAUN	110.3	108.8	109.2	0.4%	-1.0%	6.34	6.36	0.02
7.1	Sosa kareta	108.2	108.2	108.2	0.0%	0.0%	1.28	1.27	0.00
7.2	Utiliza equipamento transportasaun pessoal	112.9	109.4	110.4	0.9%	-2.2%	2.61	2.63	0.02
7.3	Hadia transportasaun	108.6	108.6	108.6	0.0%	0.0%	2.46	2.45	0.00
8	KOMUNIKASAUN	100.1	99.2	99.0	-0.2%	-1.1%	4.73	4.72	-0.01
8.1	Hadia equipamento telekomunikaun	100.1	99.2	99.0	-0.2%	-1.1%	4.73	4.72	-0.01
9	REKREASAUN NO KULTURA	102.7	103.1	103.1	0.0%	0.4%	3.59	3.59	0.00
9.1	Equipamentos audio visual, fotografian no produs informasaun	101.7	106.6	106.6	0.0%	4.8%	0.36	0.36	0.00
9.2	Sasan rekreaun no kultura	100.8	100.8	100.8	0.0%	0.0%	1.89	1.89	0.00
9.3	Jornal, livru no equipamento hakerek	105.8	105.8	105.8	0.0%	0.0%	1.34	1.34	0.00
10	EDUKASAUN	124.9	125.4	125.4	0.0%	0.4%	2.25	2.25	0.00
10.1	Edukasaun	124.9	125.4	125.4	0.0%	0.4%	2.25	2.25	0.00


TABELA 2. DILI - analytical index

Julho 2025		Numeru Indise			Mudansa Persentajen		Pontu Kontribuisaun		Mudansa Pontu
		Jul 2024	Jun 2025	Jul 2025	Jul-25 to Jun-25	Jul-25 to Jul-24	Jun 2025	Jul 2025	Jul-25 to Jun-25
Grupú Gastu									
a	GRUPU HOTU	120.8	121.2	122.1	0.7%	1.1%	121.2	122.1	0.90
1	HAHAN NO BEBIDAS	130.5	131.3	133.3	1.5%	2.1%	66.97	68.11	1.14
1.1	Pao ho hahan husi Fós	108.6	107.9	107.9	0.0%	-0.6%	2.90	2.90	0.00
1.2	Fós	128.8	120.8	126.4	4.6%	-1.9%	9.67	9.95	0.28
1.3	Na'an	109.7	108.8	108.8	0.0%	-0.8%	9.58	9.51	-0.07
1.4	Ikan ho hahan tasi	101.9	103.1	103.1	0.0%	1.2%	3.93	4.02	0.09
1.5	Susu ben, keju ho manu tolu	125.9	125.6	125.8	0.2%	-0.1%	3.44	3.45	0.01
1.6	Bokurho mina	120.6	121.1	123.6	2.1%	2.5%	3.27	3.28	0.01
1.7	Frutas	104.5	104.1	105.5	1.3%	1.0%	2.13	2.16	0.03
1.8	Vejetais	193.4	209.9	214.7	2.3%	11.0%	20.73	21.64	0.91
	Masin midar, marmelada, bani ben, chocolate	127.3	109.7	109.7	0.0%	-13.8%	3.45	3.33	-0.13
1.9	Produtu Aihan	111.7	111.7	111.7	0.0%	0.0%	4.16	4.15	0.00
1.10	Produtu Aihan	111.7	111.7	111.7	0.0%	0.0%	4.16	4.15	0.00
1.11	Café, xá, no cacao	103.8	101.1	101.1	0.0%	-2.6%	1.33	1.33	0.01
1.12	Be, Bebidas, jus ai fuan no modo tahan	108.2	109.5	109.5	0.0%	1.2%	1.07	1.07	0.00
1.13	Hahan preparadu	100.0	100.0	100.0	0.0%	0.0%	1.31	1.30	0.00
2	ALKOHOL HO TABAKU	163.5	162.3	157.9	-2.7%	-3.4%	8.65	8.40	-0.24
2.1	Alkohol	131.7	129.2	129.2	0.0%	-1.9%	2.13	2.13	0.00
2.2	Tabaku	177.8	177.2	170.8	-3.6%	-3.9%	6.51	6.27	-0.24
3	HATAIS HO SAPATU	105.9	107.1	106.8	-0.3%	0.8%	6.67	6.65	-0.02
3.1	Roupa ba mane	101.0	102.6	102.6	0.0%	1.6%	0.92	0.93	0.01
3.2	Roupa ba fetu	104.8	108.5	109.0	0.5%	4.0%	1.02	1.04	0.01
3.3	Roupa ba labarik ho bebe	113.7	113.7	113.9	0.2%	0.2%	2.91	2.90	0.00
3.4	Sapatu ho asesories ropa	98.1	99.3	97.7	-1.6%	-0.4%	1.82	1.78	-0.04
4	UMA	100.1	101.5	101.5	0.0%	1.4%	7.48	7.47	-0.01
4.1	Aluga uma	100.0	100.0	100.0	0.0%	0.0%	0.17	0.17	0.00
4.2	Manutensaun no hadiak hela fatin	110.3	110.2	110.2	0.0%	-0.1%	0.26	0.25	0.00
4.3	Be, eletrisidade, gas no sira seluk	99.7	101.3	101.3	0.0%	1.6%	7.05	7.05	-0.01
5	MANUTENSAUN RUTINA BA EQUIPAMENTO NO MOBILARIO UMA LARAN	99.1	100.4	100.3	-0.1%	1.2%	7.19	7.19	0.00
5.1	Mobiliario no tekstil uma laran	99.5	102.0	102.0	0.0%	2.5%	1.31	1.31	0.00
5.2	Manutensaun uma laran	95.5	95.0	94.3	-0.7%	-1.3%	0.95	0.94	-0.01
5.3	Sasan no kolen ba equipamento uma laran	99.7	101.1	101.1	0.0%	1.4%	4.93	4.94	0.01
6	SAÚDE	103.2	103.2	103.2	0.0%	0.0%	2.29	2.28	0.00
6.1	Produtu medicamentos no material equipamentos	103.7	103.7	103.7	0.0%	0.0%	2.01	2.01	0.00
6.2	Doutor no atendimento husi hospital	100.0	100.0	100.0	0.0%	0.0%	0.28	0.28	0.00
7	TRANSPORTASAUN	105.3	103.6	104.3	0.7%	-0.9%	8.74	8.78	0.04
7.1	Sosa kareta	109.1	109.1	109.1	0.0%	0.0%	1.79	1.79	0.00
7.2	Utiliza equipamento transportasaun pessoal	107.6	104.0	105.4	1.3%	-2.0%	4.02	4.07	0.05
7.3	Hadia transportasaun	100.0	100.0	100.0	0.0%	0.0%	2.93	2.93	0.00
8	KOMUNIKASAUN	100.1	98.9	98.9	0.0%	-1.2%	4.83	4.83	0.00
8.1	Hadia equipamento telekomunikasaun	100.1	98.9	98.9	0.0%	-1.2%	4.83	4.83	0.00
9	REKREASAUN NO KULTURA	103.0	103.6	103.6	0.0%	0.6%	4.37	4.37	0.00
9.1	Equipamentos audio visual, fotografian no produs informasaun	101.9	106.9	106.9	0.0%	4.9%	0.53	0.53	0.00
9.2	Sasan rekreasaun no kultura	100.9	100.9	100.9	0.0%	0.0%	2.03	2.03	0.00
9.3	Jornal, livru no equipamento hakerek	105.7	105.7	105.7	0.0%	0.0%	1.81	1.81	0.00
10	EDUKASAUN	127.2	128.0	128.0	0.0%	0.6%	4.02	4.01	0.00
10	Edukasaun	127.2	128.0	128.0	0.0%	0.6%	4.02	4.01	0.00


TABELA 3. BAUCAU - analytical index

		Numeru Indise			Mudansa Persentajen		Pontu Kontribuisaun		Mudansa Pontu
Julho 2025		Jul	Jun	Jul	Jul-25	Jul-25	Jun	Jul	Jul-25
		2024	2025	2025	to	to	2025	2025	to
Grupu Gastu					Jun-25	Jul-24			Jun-25
a	GRUPU HOTU	113.0	112.4	112.2	-0.2%	-0.7%	112.4	112.2	-0.20
1	HAHAN NO BEBIDAS	118.5	117.6	117.7	0.1%	-0.7%	66.82	66.86	0.04
1.1	Pao ho hahan husi Fós	114.8	119.7	119.7	0.0%	4.3%	2.36	2.36	0.00
1.2	Fós	139.3	137.4	137.4	0.0%	-1.4%	18.24	18.23	-0.01
1.3	Na'an	112.6	112.0	112.0	0.0%	-0.5%	10.49	10.48	0.00
1.4	Ikan ho hahan tasi	122.2	121.6	121.6	0.0%	-0.5%	3.83	3.83	0.00
1.5	Susu ben, keju ho manu tolu	104.0	102.9	101.3	-1.6%	-2.6%	1.84	1.81	-0.03
1.6	Bokurho mina	121.2	121.3	121.3	0.0%	0.1%	4.03	4.03	0.00
1.7	Frutas	88.1	87.9	87.9	0.0%	-0.2%	1.11	1.11	0.00
1.8	Vejetais	110.1	111.8	112.6	0.7%	2.3%	11.94	12.02	0.08
1.9	Masin midar, marmelada, bani ben, chocolate	120.3	109.5	109.5	0.0%	-9.0%	5.09	5.09	0.00
1.10	Produtu Aihan	104.1	104.1	104.1	0.0%	0.0%	4.13	4.13	0.00
1.11	Café, xá, no cacao	110.0	110.7	110.7	0.0%	0.6%	2.80	2.80	0.00
1.12	Be, Bebidas, jus ai fuan no modo tahan	109.5	109.5	109.5	0.0%	0.0%	0.92	0.92	0.00
1.13	Hahan preparadu	100.0	100.0	100.0	0.0%	0.0%	0.05	0.05	0.00
2	ALKOHOL HO TABAKU	136.5	136.5	136.5	0.0%	0.0%	9.91	9.90	0.00
2.1	Alkohol	128.1	128.1	128.1	0.0%	0.0%	3.39	3.39	0.00
2.2	Tabaku	141.3	141.3	141.3	0.0%	0.0%	6.52	6.52	0.00
3	HATAIS HO SAPATU	100.6	100.6	99.5	-1.1%	-1.1%	14.28	14.12	-0.16
3.1	Roupa ba mane	110.4	110.4	110.4	0.0%	0.0%	3.23	3.23	0.00
3.2	Roupa ba fetu	100.0	100.0	100.0	0.0%	0.0%	2.52	2.52	0.00
3.3	Roupa ba labarik ho bebe	102.5	102.5	102.5	0.0%	0.0%	3.82	3.82	0.00
3.4	Sapatu ho asesories ropa	93.8	93.8	90.7	-3.3%	-3.3%	4.71	4.55	-0.16
4	UMA	107.2	107.2	107.2	0.0%	0.0%	2.79	2.79	0.00
4.2	Manutensaun no hadiak hela fatin	103.4	103.4	103.4	0.0%	0.0%	0.90	0.90	0.00
4.3	Be, eletrisidade, gas no sira seluk	109.2	109.2	109.2	0.0%	0.0%	1.89	1.89	0.00
MANUTENSAUN RUTINA BA EQUIPAMENTO NO MOBILARIO UMA LARAN									
5	UMA LARAN	92.4	91.9	91.9	0.0%	-0.5%	8.08	8.08	0.00
5.1	Mobiliario no tekstil uma laran	94.2	94.2	94.2	0.0%	0.0%	0.12	0.12	0.00
5.2	Manutensaun uma laran	105.9	105.9	105.9	0.0%	0.0%	0.31	0.31	0.00
5.3	Sasan no kolen ba equipamento uma laran	91.9	91.4	91.4	0.0%	-0.5%	7.66	7.66	0.00
6	SAUDE	104.6	104.6	104.6	0.0%	0.0%	1.30	1.30	0.00
6.1	Produtu medicamentos no material equipamentos	103.9	103.9	103.9	0.0%	0.0%	1.13	1.13	0.00
6.2	Doutor no atendimento husi hospital	108.9	108.9	108.9	0.0%	0.0%	0.17	0.17	0.00
7	TRANSPORTASAUN	106.9	106.0	106.0	0.0%	-0.8%	1.61	1.61	0.00
7.1	Sosa kareta	100.0	100.0	100.0	0.0%	0.0%	0.01	0.01	0.00
7.2	Utiliza equipamento transportasaun pessoal	124.9	121.5	121.5	0.0%	-2.7%	0.51	0.51	0.00
7.3	Hadia transportasaun	100.0	100.0	100.0	0.0%	0.0%	1.09	1.09	0.00
8	KOMUNIKASAUN	100.0	100.0	98.6	-1.4%	-1.4%	4.74	4.67	-0.07
8.1	Hadia equipamento telekomunikasaun	100.0	100.0	98.6	-1.4%	-1.4%	4.74	4.67	-0.07
9	REKREASAUN NO KULTURA	101.0	101.0	101.0	0.0%	0.0%	1.79	1.79	0.00
9.1	Equipamentos audio visual, fotografian no produs informasaun	72.0	72.0	72.0	0.0%	0.0%	0.02	0.02	0.00
9.2	Sasan rekreasaun no kultura	102.5	102.6	102.6	0.0%	0.1%	0.99	0.99	0.00
9.3	Jornal, livru no equipamento hakerek	100.0	100.0	100.0	0.0%	0.0%	0.78	0.78	0.00
10	EDUKASAUN	100.0	100.0	100.0	0.0%	0.0%	1.08	1.08	0.00
10	Edukasaun	100.0	100.0	100.0	0.0%	0.0%	1.08	1.08	0.00



TABELA 2. OTHER - analytical index

		Numeru Indise			Mudansa Percentajen		Pontu Kontribuisaun		Mudansa Pontu
Julho 2025		Jul	Jun	Jul	Jul-25	Jul-25	Jun	Jul	Jul-25
Grupu Gastu		2024	2025	2025	to Jun-25	to Jul-24	2025	2025	to Jun-25
a	GRUPU HOTU	130.2	130.3	130.2	-0.1%	0.0%	130.3	130.2	-0.10
1	HAHAN NO BEBIDAS	139.4	139.9	140.3	0.3%	0.6%	78.14	78.43	0.29
1.1	Pao ho hahan husi Fós	113.3	112.3	112.3	0.0%	-0.9%	2.35	2.35	0.00
1.2	Fós	167.7	165.8	165.6	-0.1%	-1.3%	26.36	26.35	-0.01
1.3	Na'an	109.9	109.3	109.7	0.4%	-0.2%	8.09	8.09	0.00
1.4	Ikan ho hahan tasi	104.3	104.6	104.6	0.0%	0.3%	2.63	2.68	0.05
1.5	Susu ben, keju ho manu tolu	125.7	122.6	123.4	0.7%	-1.8%	2.20	2.20	0.00
1.6	Bokurho mina	167.6	168.7	168.7	0.0%	0.7%	7.67	7.66	-0.01
1.7	Frutas	111.4	106.9	108.0	1.0%	-3.1%	0.80	0.81	0.01
1.8	Vejetais	155.0	167.0	169.2	1.3%	9.2%	13.95	14.27	0.31
1.9	Masin midar, marmelada, bani ben, chocolate	124.6	115.7	115.7	0.0%	-7.1%	6.46	6.43	-0.03
1.10	Produu Aihan	106.6	107.0	107.0	0.0%	0.4%	4.27	4.25	-0.02
1.11	Café, xá, no cacao	106.0	112.3	112.3	0.0%	5.9%	2.30	2.30	0.00
1.12	Be, Bebidas, jus ai fuan no modo tahan	124.8	126.0	126.0	0.0%	1.0%	0.79	0.79	0.00
1.13	Hahan preparadu	100.0	100.0	100.0	0.0%	0.0%	0.26	0.26	0.00
2	ALKOHOL HO TABAKU	180.9	178.3	174.5	-2.1%	-3.5%	14.68	14.34	-0.34
2.1	Alkohol	143.9	139.0	139.4	0.3%	-3.1%	2.04	2.04	0.00
2.2	Tabaku	188.9	186.9	182.1	-2.6%	-3.6%	12.64	12.30	-0.34
3	HATAIS HO SAPATU	103.2	104.5	104.1	-0.4%	0.9%	6.40	6.37	-0.03
3.1	Roupa ba mane	102.0	103.5	103.5	0.0%	1.5%	1.18	1.19	0.01
3.2	Roupa ba fetu	104.5	107.7	108.2	0.5%	3.5%	1.14	1.15	0.01
3.3	Roupa ba labarik ho bebe	109.3	109.5	109.7	0.2%	0.4%	2.23	2.22	-0.01
3.4	Sapatu ho asesories ropa	96.5	97.9	96.2	-1.7%	-0.3%	1.86	1.81	-0.04
4	UMA	103.1	102.5	102.5	0.0%	-0.6%	6.37	6.35	-0.02
4.1	Aluga uma	100.0	100.0	100.0	0.0%	0.0%	0.00	0.00	0.00
4.2	Manutensaun no hadiak hela fatin	106.5	106.3	106.3	0.0%	-0.2%	1.80	1.78	-0.01
4.3	Be, eletrisidade, gas no sira seluk	101.9	101.1	101.1	0.0%	-0.8%	4.57	4.56	-0.01
5	MANUTENSAUN RUTINA BA EQUIPAMENTO NO MOBILARIO UMA LARAN	99.4	99.9	100.2	0.3%	0.8%	8.19	8.21	0.02
5.1	Mobiliario no tekstil uma laran	100.7	102.9	102.9	0.0%	2.2%	1.11	1.11	0.00
5.2	Manutensaun uma laran	95.8	95.3	94.5	-0.8%	-1.4%	1.18	1.17	-0.01
5.3	Sasan no kolen ba equipamento uma laran	99.9	100.3	100.9	0.6%	1.0%	5.91	5.94	0.03
6	SAUDE	103.3	103.3	103.3	0.0%	0.0%	1.92	1.92	0.00
6.1	Produu medicamentos no material equipamentos	103.7	103.7	103.7	0.0%	0.0%	1.68	1.68	0.00
6.2	Doutor no atendimento husi hospital	100.3	100.3	100.3	0.0%	0.0%	0.24	0.24	0.00
7	TRANSPORTASAUN	117.2	116.0	116.1	0.1%	-0.9%	5.45	5.45	0.00
7.1	Sosa karetu	107.1	107.1	107.1	0.0%	0.0%	1.13	1.13	0.00
7.2	Utiliza equipamento transportasaun pessoal	121.7	118.3	118.5	0.2%	-2.6%	1.95	1.96	0.00
7.3	Hadia transportasaun	119.0	119.0	119.0	0.0%	0.0%	2.36	2.36	0.00
8	KOMUNIKASAUN	100.1	99.3	99.2	-0.1%	-0.9%	4.65	4.64	-0.01
8.1	Hadia equipamento telekomunikasaun	100.1	99.3	99.2	-0.1%	-0.9%	4.65	4.64	-0.01
9	REKREASAUN NO KULTURA	102.5	102.9	102.9	0.0%	0.4%	3.35	3.35	-0.01
9.1	Equipamentos audio visual, fotografian no produs informasaun	101.8	106.8	106.8	0.0%	4.9%	0.30	0.30	0.00
9.2	Sasan rekreasaun no kultura	100.5	100.5	100.5	0.0%	0.0%	1.97	1.97	0.00
9.3	Jornal, livru no equipamento hakerek	106.6	106.6	106.6	0.0%	0.0%	1.09	1.09	0.00
10	EDUKASAUN	124.4	124.7	124.7	0.0%	0.2%	1.14	1.14	0.00
10	Edukasaun	124.4	124.7	124.7	0.0%	0.2%	1.14	1.14	0.00



NOTAS ESPLIKASAUN

NOTA BA UZA NAIN

IPK serie 3 inkorpora rezultadu husi revisaun bo'ot no troka todan iha IPK Timor Leste. Todan IPK serie 3 baseia ba rezultadu *Living Standard Survey (LSS) 2014-15*. Iha informasaun rua ne'ebe publika kona-ba revisaun. Primeru, *'Review of Timor Leste Consumer Price Index (CPI): Series 3 2018: Issues for Consideration'* publika iha 2017, ne'ebe husu no buka hatene opiniaun uza nain sira kona-ba revisaun no todan foun ne'ebe sei aplika iha serie 3. Segundu, *'Technical Note of Timor Leste Consumer Price Index Series 3 Reweight'* publika iha Outubro 2018, kona-ba metodolojia no rezultadu IPK serie 3. Informasaun rua ne'e bele hare iha portál INE-TL www.inetl-ip.gov.tl

DESKRISAUN BADAK BA IPK

IPK sukat mudansa presu kada periodu husi raga produktu no servisu ne'ebe sura proporsaun despeza husi rezidente uma kain. Raga ida ne'e kobre produktu no servisu oin-oin, hanesan iha grupu 10 tuir mai ne'e: 1. Hahan no Bebidas laos Alkohol; 2. Alkohol no Tabaku; 3. Hatais no Sapatu; 4. Uma; 5. Manutensaun Rutina no Ekipamentu Uma; 6. Saude; 7. Transporte; 8. Komunikaun; 9. Rekreaun no kultura; 10. Edukasaun.

Informasaun klaru liu tan kona-ba IPK Timor Leste no matadalan ba IPK Timor Leste bele hare iha portál INE-TL iha www.inetl-ip.gov.tl

PUBLIKASAUN INDISE

Indise Presu Konsumidór produs husi Instituto Nacional de Estatística, I.P. kada fulan.

Indise primeru ne'ebe publika husi INE-TL maka Indise Presu Konsumedór Timor Leste. Dadus ba indise nasional aprezena iha gráfiku no tabela 1 publikasaun.

INE-TL mos publika indise tolu seluk ne'ebe ho objetivu analiza nian - primeiru, reprezeta mudansa presu ba munisipiú Dili, segundu, Reprezeta mudansa presu ba munisipiú Baucau no terseiru reprezeta mudansa presu ne'ebe kobre munisipiú seluk iha Timor Leste (hanaran "OTHER"). Iha serie indise IPK ne'e kompila uza raga produktu ne'ebe aprezena iha tabela 2, 3, no 4 iha publikasaun.

REKOILA PRESU BA IPK

Presu ba produktu no servisu maioria liu kolekta husi staf ou ekipa IPK ne'ebe servisu iha eskritóriu nasional iha Dili. Presu ba produktu husi munisipiú kolekta husi staf sira ne'ebe servisu iha eskritóriu estatística iha kada munisipiú, amostra presu balun kolekta husi survei espesial.

MODELU TODAN

Grupú bot 10 iha IPK serie 3 fahe ba grupú gastu 35 no kada grupú gastu iha todan ketak. Bainhira halo kalkulasiun indise, uza todan iha kada grupú gastu ne'e halo kombinasaun ba mudansa presu iha kada grupú gastu. Modelu todan iha IPK serie 3 mos bele haree iha portál INE-TL iha www.inetl-ip.gov.tl



ANÁLIZA BA MUDANSA PRESU

Mudansa indise husi periodu ba periode bele espresa hanesan mudansa pontu indise ou bele mos mudansa persentajen. Mudansa persentajen kalkula uza movimentu númeru indise rua ne'ebe diferente:

Mudansa entre fulan hanesan kada tinan tutuir malu

Mudansa entre fulan tutuir malu

$$\text{Mudansa persentajen (\%)} = \frac{\text{indise}_t - \text{indise}_{t-1}}{\text{indise}_{t-1}} \times 100\%$$

Ezemplu tuir mai esplika metodu kalkula mudansa pontu indise ou mudansa persentajen entre periode rua:

Indise fulan Janeiru 2013 101,4

Indise fulan janeiru 2012 90,7

$$\text{Mudansa persentajen (\%)} = \frac{101,4 - 90,7}{90,7} \times 100\%$$

$$\text{Mudansa persentajen (\%)} = \frac{10,7}{90,7} \times 100\%$$

$$\text{Mudansa persentajen (\%)} = 0,11797133 \times 100\%$$

$$\text{Mudansa persentajen (\%)} = 11,8\%$$

Kada tabela iha publikasaun fornese detailu konaba análise movimentu iha IPK no inklui mos informasaun ba mudansa iha grupu IPK no mos grupu gastu iha grupu IPK nia laran. Iha tabela ne'e mos hatudu kontribuisaun husi kada grupu gastu ba total IPK. Ezemplu, IPK Timor Leste 2013 hetan kontribuisaun 17,85 pontu indise husi grupu fôs no total grupu hotu iha IPK hetan númeru IPK 101,3 iha Janeiru 2013. Iha koluna final hatudu kontribuisaun ba mudansa pontu indise grupu hotu inklui grupu gastu.

RONDE (ROUNDING)

Númeru indise ne'ebe publika babain ronde ba decimal ida, no mudansa persentajen (ronde ba decimal ida) kalkula husi númeru indise ne'ebe ronde tiha ona. Hanesan mos, ida ne'e posivel bele rezutla mudansa persentajen ba nivel grupu IPK diferente ho mudansa persentajen ba nivel indise komponente (ezemplu, mudansa persentajen total grupu hotu iha IPK diferente ho mudansa persentajen ba grupu gastu ne'ebe iha grupu IPK nia laran)

REVIZAUN

Revizaun ba indise orijinal IPK bele halo bainhira iha sirkunstánsia esesonál, hanesan atu halo koresaun ba erru signifikante ida. Periodu referénsia indise (ezemplu, periodu ne'ebe estabelese valór indise 100.0 iha tinan Agosto 2018) sei muda periodikamente.

DADUS DISPONIVEL

Hanesan estatistik ou dadus ne'ebe hatudu iha publikasaun ida ne'e, iha dadus ne'ebe detailu liu tan (iha formatu tempu oin-oin/ in *time seires format*) disponivel iha portal INE-TL .



INSTITUTO NACIONAL DE ESTATÍSTICA
TIMOR-LESTE, I.P.

Instituto Nacional de Estatística, I.P.
Rua de Caicoli, Po Box 10
Dili, Timor-Leste
www.inetl-ip.gov.tl